



ParentVUE

What it is: ParentVUE portal gives parents/guardians web and mobile access to grades, assignments, and review student information.

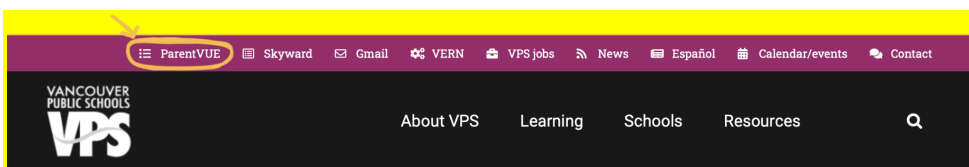
With ParentVUE, you'll be able to:

- View grades online
- See attendance records
- Check class schedules
- View course history
- Review graduation status

How to set up ParentVue

To access ParentVue for the first time, a unique activation key is required. Your activation code was emailed to you; if you no longer have it you can contact VSAA's secretary at 360-313-4600.

Step 1: On the [VPS website](#), click on "ParentVue"?

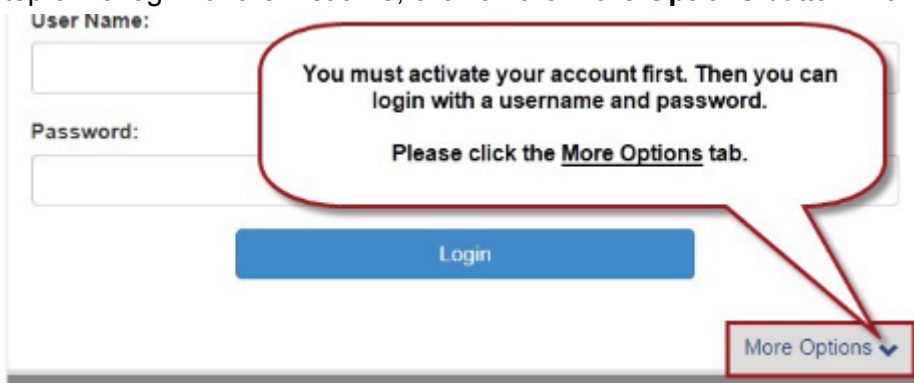


Step 2: On the ParentVue web portal click on "I am a parent"

ParentVUE and StudentVUE Access



Step 3: To login for the first time, click on the **More Options** button in the lower right corner

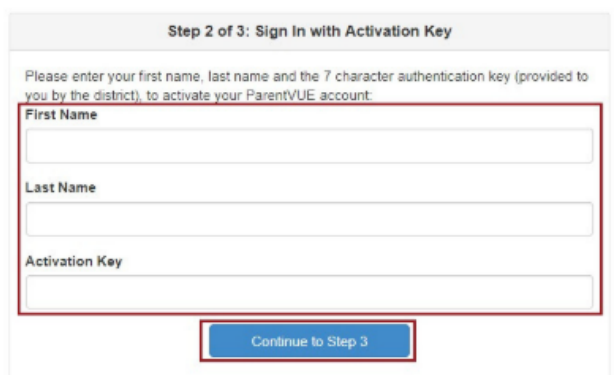
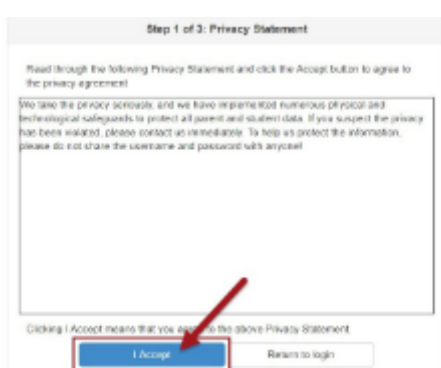


Step 4: Click **Activate Account** and follow the prompts

Be sure to input your first and last name exactly as it appears on the activation letter

The Activation Key must be entered in all CAPITAL LETTERS

Parent Account Activation



If it says your activation key could not be found, either your activation code has expired (it lasts for one week after it's generated) or the name you entered does not match our name on file--try variations of your name if possible. If you're still having trouble, contact Parent Support at 360-313-5400.

Step 5: Your Username will populate, please create a password and enter your email address. (Your email will only be used in the event you forget your password.) Click Complete Account Activation.

Congratulations! You may now access your student's schedule, attendance, grade/report card information and communications from the School or District.